

# World of Wonders Child Care and Learning Center

Newsletter November 2023



## A Season of Thankfulness!

Dear WOW Families,

November is a time for thankfulness. Thankful for our families, the children in our program, the staff, and the supportive community we have built around us!

We want to thank you all for the support at our Fall Fest! Fall fest is one of the biggest events of the year and we are so glad so many of you could come out and join us. We had 151 people join us for fall fest this year and so many volunteers, donations and staff members that went above and beyond.

This month we hope to give back to our community. We will be holding a food and personal item drive in November. Please bring all donations to the lobby so we can hand out items to local community organizations.

We are also asking for families to let us know (through email) if they need help this Thanksgiving. If you do, please email [Lauren@wowchildcare.org](mailto:Lauren@wowchildcare.org) and we will do our best to collect any donations you need.

As always, thank you for your continued support,  
Lauren Brown  
Executive Director



**World of Wonders Child Care and Learning Center**

1200 Columbus Ave. Marysville,

OH 43040

(937)707-1038

[www.WoWchildcare.org](http://www.WoWchildcare.org)

### **Pie Sale**

Pie order forms are due on November 3rd. This is our largest fundraiser of the year and supports our program throughout the year!



### **Please inform us of your schedule!**

In early November we will be asking for your family's schedule during the week of Thanksgiving. In order for us to appropriately staff the building, we will need to know your schedule for that week!

Thank you for your assistance in this matter!

### **Are you in need of help at Thanksgiving?**

If your family is in need of help this Thanksgiving to provide your family a meal, please email [info@wowchildcare.org](mailto:info@wowchildcare.org). We will help collect items for your dinner and/or other donations. We will stay private about your donations and arrange a pick up time that meets your families needs.



### **Put it on the Calendar now! WOW Winter Concert 12/20 at 6:30pm**



Join us for the last Board meeting of the year!

**November 15th 6:15pm**

Join online (email for link) or in person!

We will be discussing:

Fundraising

Long term planning

Officer Elections

### **Happy Birthday**

Ms. Sierra (11/9)

Ms. Lauren (11/29)

### **Happy Anniversary**

Ms. Elle D. (11/28)

Ms. Loretta (11/17)



### **Donations Needed**

Winter clothing

Non-perishable foods and personal care products



## Important Dates

### November 2023

- 1- Food Drive Starts
- 7-Turn in your Turkey
- 9-Wear Red, White, and Blue
- 16-Board of Trustees meeting 6:15pm
- 17-Wear fall colors day
- 21-Food drive ends
- 22-Pajama Day
- 23/24-**CLOSED**

### December 2023

- 4- Letters to Santa begins
- 5-Turn in your Gingerbread men
- 8-Parent's Night Out (sign up required)
- 11-Santa Shop Opens! (sign up required)
- 20-**WINTER CONCERT**
- 21-Letters to Santa last day
- 22-Santa shop closes, Class parties 3:00pm, Festive Outfit day
- 25/26-**CLOSED**
- 29-Pizza and Pajama Day

### January 2024

- 1-**CLOSED**
- 15-**CLOSED**
- 18-Board of Trustees meeting 6:15pm
- 24- Sensory day (dress to get messy)
- 31- Pajama Day

### February 2024

- 14- Class Parties 3:00pm
- 15-Board of Trustees meeting 6:15pm
- 16 Parent's Night Out (sign up required)
- 19-**CLOSED**
- 21- Parent Education Class (behavior management) online 6:15pm
- 23-Pizza and Pajama Day

### March 2024

- 1-Book drive starts
- 4-Bring in your flower
- 15- Wear green day, class parties 3:00pm
- 21-Board of Trustees meeting 6:15pm
- 25-Funky Socks
- 26-Wacky Hair
- 27-Favorite outfit day
- 28-Costume Day
- 29- Pajama Day, Pizza day, WOW Book drive ends

### April 2024

- 8-Bring in a natural object from home
- 10-Sensory Day (dress to get messy)
- 12-Learning with your child event 4:30pm
- 18-Board of Trustees meeting 6:15pm
- 19-Parent's Night Out (sign up required)
- 24-Wear spring colors day
- 26- Pajama Day

### May 2024

- 6-Teacher Appreciation Week/ bring in your painting
- 10-Snacks with mom or a friend 3:00pm
- 16-Board of Trustees meeting 6:15pm
- 27-**CLOSED**
- 28-First day of summer camp
- 31-Pajama Day
- TBA-Pre-K Celebration

### June 2024

- 6- First Water Day!
- 14-Snack with Dad or a friend! 3:00pm
- 19-Wear blue day
- 20-Board of Trustees meeting 6:15pm
- 21- Parent's Night Out (sing up required)
- 27-Giant Messy Painting Day (dress to get dirty)
- 28-Pajama Day

## All WOW Closure Dates 2023/2024









2023	2024
November 23	January 1
November 24	January 15
December 25	February 19
December 26	May 27
	July 4
	July 5
	August 9
	September 2
	November 28
	November 29
	December 24
	December 25
	January 1 (2025)



# NOVEMBER

Monday	Tuesday	Wednesday	Thursday	Friday
		1 WOW Food Drive Starts	2	3
6 	7 Turn in Turkey in Disguise	8	9  Wear Red, White, and Blue!	10
13	14	15	16 Board of Trustees Meeting 6:15pm	17  Wear Fall Colors Day
20	21  Food Drive Ends	22  Pajama Day	23  CLOSED	24  CLOSED
27	28	29	30	

# DECEMBER

Monday	Tuesday	Wednesday	Thursday	Friday
				1
4  Letters to Santa Start	5  Gingerbread Men Due	6	7	8  Parent's Night Out 6:15pm
11 Santa Shop Opens 	12	13	14	15
18	19	20  Winter Concert (see invite for info)	21 Letters to Santa Last Day	22 Santa Shop Closes Class Parties 3:00p Festive Outfit Day
25  CLOSED	26  CLOSED	27	28	29  Pizza and Pajama Day





# HOME FIRE SAFETY

**Install smoke and  
carbon monoxide detectors**



**Place at least 1  
detector and fire  
extinguisher on  
each floor**



**Test and charge detector  
batteries every 6 months**



**Have an emergency  
fire escape plan for  
your family**




**Inspect fire  
extinguishers monthly  
for pressurization and  
replace if needed**



**Check dryer vents  
and clean out lint filter  
after each use**



**Double check all appliances  
are switched off after use**



**Maintain electrical cords  
and unplug devices when  
they are not in use**

# Infant Updates

## Look what we learned!

Language: Children and teachers listened to natural sounds on the Alexa and discussed what they were hearing. This advanced our language skills and enhanced our vocabulary.

Mathematics: Children explored nesting cups by putting things in the different size cups to explore measurement.

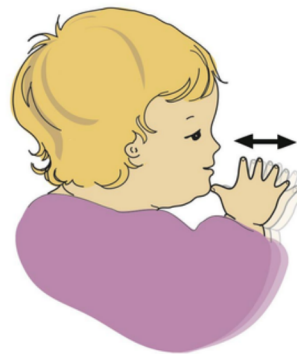

Science: Children explored a sensory bin of leaves and bugs and discussed what they were feeling in the bin to begin observing and classifying object.

Social Studies: We worked on our object permanence by finding toys under blankets and putting them away in the classroom.

## Reminders for our Infant parents...

\*Please make sure to bring a coat, hat and mittens, as we will still go outside for a walk when weather permits us.

## Happy Birthday! Children's Author: Lois Ehlert



mom



dad

## Continue the learning at home!

Observing and classifying is a kindergarten readiness tool that each child needs to start developing from the beginning. You can help your infant start to build these skills with a few simple activities at home!

- **Encourage your child to explore different objects using different senses.**
- **Give your child different textured materials to feel-such as a sponge, a soft cloth, and something rough.**
- **Encourage your older infant to name simple objects like spoons, food, milk, or anything else in their environment.**



## Toddler Updates

### Look what we learned!

**Language:** We read the book We are Going on a Bear Hunt with our friends then looked around the room for pictures of bears. This helped us retell the story and build our listening and language skills.

**Mathematics:** Children explored measurement by playing with nesting cups in the sensory bin. We stacked, built, filled and dumped the cups while working on using measuring terms.

**Science:** Children and teachers played with toy dishes and sorted them while naming the dishes. Sorting objects is important for early development of science skills.

**Social Studies:** We begin to explore the world around us by mixing up a bin of toys and racing to put them away in the correct spot in the classroom. This builds early understanding of geography.

### Reminders for our Toddler parents...

\*Please make sure your child has a coat, hat and gloves at school. We go outside daily if weather permits.



Happy Birthday!



**Foster  
Kylar  
Henry  
Maya B.**

### Continue the learning at home!

Early science skills often come through observing and classifying different items. Below are a few tips you can use with your toddler to help them advance this area of their learning.

- **Encourage your child to name everyday objects. If they want it, try to get them to repeat back the name of the object before you give it to them.**
- **Have your child expand on the name of the object-so instead of saying bear, say big bear.**
- **Play games with your child where they match similar items. So you could get a variety of blocks and balls and have children put them into two piles. One for blocks and one for balls.**



## Preschool Updates

### Look what we learned!

Language: While reading Mixed: A Colorful Story we discussed color words, the beginning, middle and end of the story as well as what the characters did in the story.

Mathematics: The children sorted colored blocks of various sizes. we practiced using measurement terms while playing to learn about words like, biggest and smallest.

Science: With a blindfold on students reached into a bin of fall themed items and used their words to describe what they were feeling. We used items like pumpkins, fake spiders, slime and leaves. This helped us build our observational skills.

Social Studies: Children followed a map of the school to find different things around the school like the turtles, kitchen, baby rooms and Mrs. Lauren's office to begin to learn about geography.

### Reminders for our Preschool parents...

\*Please make sure your child has a coat, hat and gloves at school. We go outside daily if the weather permits.



### Happy Birthday!

**Keirsten  
Lincoln  
Camy  
Lucas D.**



### Continue the learning at home!

Once your child reaches the preschool aged it is important to start advancing their knowledge surrounding science. Try these activities at home to engage your child in observing and classifying objects.

- **Have your child separate items based on size, material, or color.**
- **Have your child play memory games where they match different pictures.**
- **Ask your child to tell you about objects. How big are they? What do they feel like? What color are they?**

## Pre-k Updates

### Look what we learned!

**Language:** We started to learn about the parts of words and syllables while clapping to words such as chimpanzee, lion, elephant, etc. Teachers then read the story "Giraffes Can't Dance" and highlight the major events of the story.

**Mathematics:** Children sorted blocks by various sizes and used measurement terms to discuss each child's sorted piles of blocks.

**Science:** We talked about leaves changing colors and sorted leaves into piles by color to begin to explore our natural and physical world while building observational and categorizing skills. .

**Social Studies:** Children followed a map of the school to find different things around the school like the turtles, kitchen, baby rooms and Mrs. Laurens office to begin to learn about geography.

### Reminders for our PK parents...

\*Please make sure your child has a coat, hat and gloves at school. We go outside daily if the weather permits.

\*Please no toys from home.



### Happy Birthday!

**Ethan**

**Eve**

**Ben**



### Continue the learning at home!

As your child prepares for kindergarten you want them to understand how to describe objects, their attributes and how to group them. Try these activities to engage your child in building these skills.

- **Encourage your child to divide materials (such as blocks) into two groups. Once they do it, ask them why they picked those two groups. Then have them regroup the materials using a different characteristic (so big blocks and little blocks, then group by color)**
- **Give your child a natural object to explore. Have them explain what they see in depth. How does it look? How does it feel? etc.**

# School Aged Updates

## Fun at WOW!

We have really been enjoying building and doing obstacle courses in the classroom with our new large blocks, stepping stones and rings. We have even been adding tents, building blocks and any thing else we can find to make our courses more difficult and fun for our friends.

## Reminders for our School Aged parents...

Please make sure your child has their personal items labeled so that they do not get claimed or mixed up with another child belongings.



## Happy Birthday!



Need help in a hurry with your child's mental health?

REQUEST MRSS SERVICES

MOBILE RESPONSE & STABILIZATION SERVICES



## Donations Needed

Sports balls  
Card Games  
Gently Used Backpacks